



INTRODUCTION

Hello and welcome to your student guide on how to use your
Home Study Masterclass for CEM 11 Plus Exam

We hope that you enjoy using it.

We have put together some snippets of videos on how to use the platform, which we hope will help you to navigate your way through the course.

HERE ARE SOME KEY CONCEPTS YOU NEED TO KNOW:

Contents

THE LAYOUT OF THE PLATFORM	2
MOVING THROUGH THE COURSE	3
PLEASE WORK IN THE WEEK- BY- WEEK ORDER	3
Always make a written list of what is in the week before you start the week so that you do not miss anything, tick it off as you go.....	4
HERE ARE THE SUBJECTS WHICH ARE INCLUDED WEEK BY WEEK	5
YOU CAN EXPAND THE LIST BY CLICKING ON THE BLUE BUTTONS.....	6
THE COURSE IS MADE UP OF LESSONS, TOPICS AND QUIZZES.....	7
LESSONS	9
PLEASE DO NOT USE THE NEXT LESSON BUTTON.....	9
IF YOU SEE A LINK, PLEASE DOWNLOAD IT AND READ IT 4ii	9
SOME LESSONS ARE SPLIT INTO TOPICS 4	10
TOPICS	10
TOPICS ARE THE ONLY PARTS THAT YOU NEED TO MARK AS COMPLETE	10
THIS IS HOW YOU MARK A TOPIC “COMPLETE” ONCE YOU HAVE COMPLETED IT	10
IF YOU WANT TO MOVE FROM A TOPIC BACK TO A QUIZ YOU CAN USE THE BACK TO LESSON BUTTON 6.....	11
TESTS / QUIZZES	11
MAKE SURE YOU CAN COMPLETE A TEST IN FULL.....	11
IF YOU WANT TO START A TEST – LOOK FOR THE BUTTON AT THE END OF THE PAGE 8	11
YOU CAN USE NEXT AND BACK BUTTONS WITHIN THE TEST 8v	12
HINTS BUTTON IN SOME TESTS THERE ARE HINTS FOR EACH QUESTION	12
REVIEWING YOUR QUESTIONS BEFORE YOU FINISH YOUR TEST 8iv.....	12
YOU CAN ONLY FINISH A TEST WHEN YOU PRESS THE FINISH QUIZ BUTTON 8vi.....	13
WHEN YOU FINISH A TEST IT WILL BE SHOWN IN BLUE	13



REVIEWING HOW MUCH OF THE COURSE YOU HAVE COMPLETED..... 13
SUMMARY AND FINAL ADVICE 14

THE LAYOUT OF THE PLATFORM

ITEM: THE TABLE OF CONTENTS

LOCATION: THE LEFT- HAND SIDE OF THE SCREEN

PURPOSE: SHOWS A LIST OF THE CONTENTS IN THE COURSE WEEK BY WEEK

The screenshot shows the 'Home Study Masterclass for CEM 11 Plus Exam' interface. On the left, a sidebar lists the course structure under 'PARENTS- INTRODUCTION' and 'STUDENTS- STARTING OUT'. The 'PARENTS- INTRODUCTION' section includes 'WELCOME TO PARENTS' (checked), '6 Topics', and several topics with radio buttons. A red arrow points from the '6 Topics' section in the sidebar to the main content area on the right. The main content area displays a lesson titled 'IMPORTANT: Don't miss the date to register for exam!' with a breadcrumb trail and a 'Mark Complete' button.

ITEM: THE MAIN CONTENT OF ANY LESSON, TOPIC OR QUIZ

LOCATION: THE RIGHT-HAND SIDE OF SCREEN

PURPOSE: THE DETAIL OF THE COURSE

This screenshot is identical to the one above, showing the 'Home Study Masterclass for CEM 11 Plus Exam' interface. However, a red arrow points from the main content area on the right back to the '6 Topics' section in the sidebar, highlighting the main content of the lesson.



MOVING THROUGH THE COURSE

PLEASE WORK IN THE WEEK- BY- WEEK ORDER


WEEKLY STUDY	DATE TO START
1	
2	
3	
4	
5	
6	
7	
8	
9	
10	
11	
12	
13	
14	
15	
16	
17	
18	
19	
20	
EXAM DATE:	

We suggest that you work in the weekly order that the lessons, tests and quizzes are given in



Always make a written list of what is in the week before you start the week so that you do not miss anything, tick it off as you go.

Please always make a note of which week you are working on using the table of contents (Left hand side).



WEEK 2
<input type="radio"/> 2 A Well-Being Challenge – An idea for your free time
<input type="radio"/> NVR 2-Complete the Series <input checked="" type="radio"/> 1 Quiz
<input type="radio"/> MATHS 2-Adding, Subtracting, Magic Squares, Number Pyramids <input checked="" type="radio"/> 2 Topics <input checked="" type="radio"/> 3 Quizzes
<input type="radio"/> ENGLISH 2-Cloze, Synonyms and Antonyms <input checked="" type="radio"/> 1 Topic <input checked="" type="radio"/> 5 Quizzes
<input type="radio"/> LIFE SKILLS 2 <input checked="" type="radio"/> 2 Topics
<input type="radio"/> 2 FINISHING YOUR WEEK – Please complete our Well-Being Questionnaire

< 1 of 6 >

When you finish a test or complete a lesson, please check the table of contents on the left-hand side to see where you are and where you should be going next.



HERE ARE THE SUBJECTS WHICH ARE INCLUDED WEEK BY WEEK

Home Study Masterclass for CEM 11 Plus Exam

complete our Well-Being Questionnaire

WEEK 9

- NVR 9- Rotation
1 Quiz
- MATHS 9- Percentages
4 Topics 2 Quizzes
- ENGLISH 9- Shuffled Sentences, Choose the Correct Word, Cloze, Synonyms and Antonyms
2 Topics 6 Quizzes
- LIFE SKILLS 9
2 Topics
- 9 FINISHING YOUR WEEK – Please complete our Well-Being Questionnaire

(EXCLUDES MOCK EXAM WEEKS)



YOU CAN EXPAND THE LIST BY CLICKING ON THE BLUE BUTTONS

Here is the list of lessons showing how many topics and how many quizzes

- NVR 1 -Odd One Out
 - 1 Quiz
- MATHS 1-Place Value, Adding and Subtracting Decimals
 - 2 Topics | 2 Quizzes
- ENGLISH 1-Vocabulary and Letter to begin and end a word
 - 2 Topics | 3 Quizzes

Once you click on the blue button, it expands the list

- MATHS 1-Place Value, Adding and Subtracting Decimals
 - 2 Topics | 2 Quizzes
 - 1 Place Value
 - 1 Adding and Subtracting Decimals
- Week 1 Maths Test
- Week 1 – Beat the Timer -Times Tables Test 2 to 5



THE COURSE IS MADE UP OF LESSONS, TOPICS AND QUIZZES.

1. LESSONS

WEEK 2

2 A Well-Being Challenge – An idea for your free time

NVR 2-Complete the Series

1 Quiz

MATHS 2-Adding, Subtracting, Magic Squares, Number Pyramids

2 Topics | 3 Quizzes

ENGLISH 2-Cloze, Synonyms and Antonyms

1 Topic | 5 Quizzes

This is a Lesson



This is a Lesson



This is a Lesson



TOPICS

WEEK 2

2 A Well-Being Challenge – An idea for your free time

NVR 2-Complete the Series

1 Quiz

MATHS 2-Adding, Subtracting, Magic Squares, Number Pyramids

2 Topics | 3 Quizzes

2 Adding and Subtracting

2 Magic Squares and Number Pyramids

Week 2 Maths Test

This is a Topic



This is a Topic





QUIZZES

WEEK 2

- 2 A Well-Being Challenge – An idea for your free time
- NVR 2-Complete the Series
- 1 Quiz
- MATHS 2-Adding, Subtracting, Magic Squares, Number Pyramids
- 2 Topics | 3 Quizzes
- 2 Adding and Subtracting
- 2 Magic Squares and N
- Week 2 Maths Test

This is a QUIZ



This is the symbol which shows that this is a quiz



LESSONS

PLEASE DO NOT USE THE NEXT LESSON BUTTON

Next Lesson >

AS WE THINK YOU COULD MISS THE QUIZ/QUIZZES

© Skyward Kids Life Skills 2021

Lesson Content	0% Complete 0/1 Steps
<input type="radio"/> ENGLISH 3 Build your word knowledge	
<input type="checkbox"/> Week 3 Synonyms Learned Test	
<input type="checkbox"/> Week 3 Antonyms Learned Test	
<input type="checkbox"/> Week 3 Shuffled Sentences	
<input type="checkbox"/> Week 3 Cloze Sentences	
<input type="checkbox"/> Week 3 Cloze words	

X PLEASE DO NOT USE NEXT LESSON BUTTON

< Previous Lesson

Back to Course

Next Lesson >



IF YOU SEE A LINK, PLEASE DOWNLOAD IT AND READ IT

3D Aerial – Lesson Notes

Please download or print out the lesson notes below:

[NVR 3D Aerial – 1 minute read](#)



© Skyward Kids Life Skills 2021



SOME LESSONS ARE SPLIT INTO TOPICS

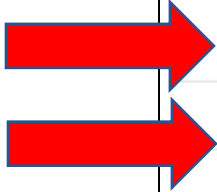
MATHS 4-Long Division, BODMAS and Negative Numbers

3 Topics | 2 Quizzes

4 Long Division

4 BODMAS

4 Negative Numbers



TOPICS

TOPICS ARE THE ONLY PARTS THAT YOU NEED TO MARK AS COMPLETE



THE BLUE TICK WHICH SHOWS THAT THE TOPIC HAS BEEN MARKED AS COMPLETE

THIS IS HOW YOU MARK A TOPIC "COMPLETE" ONCE YOU HAVE COMPLETED IT

© Skyward Kids Life Skills 2021

[Previous Lesson](#)

[Mark Complete](#) ✓

[Next Topic](#) >

[Back to Lesson](#)





IF YOU WANT TO MOVE FROM A TOPIC BACK TO A QUIZ YOU CAN USE THE BACK TO LESSON BUTTON

© Skyward Kids Life Skills 2021

< Previous Topic

Mark Complete ✓

Back to Lesson



TESTS / QUIZZES

TESTS AND QUIZZES ARE THE SAME THING

MAKE SURE YOU CAN COMPLETE A TEST IN FULL

**PLEASE DO NOT STOP ANY TESTS MID-WAY
THROUGH OTHERWISE YOU WILL LOSE YOUR
RESULTS AND YOU WILL LOSE ONE OF YOUR
ATTEMPTS**

IF YOU WANT TO START A TEST – LOOK FOR THE BUTTON AT THE END OF THE PAGE

© Skyward Kids Life Skills 2021

Week 12 Synonyms Learned Test

Start Quiz





YOU CAN USE NEXT AND BACK BUTTONS WITHIN THE TEST

Question 2 of 22

2. Question

1 point(s)

Category: Place Value

In which of the following numbers does 5 have the largest value?

Back

Hint

Next

HINTS BUTTON IN SOME TESTS THERE ARE HINTS FOR EACH QUESTION (ONLY USE HINTS ON YOUR SECOND ATTEMPT AT A TEST)

Back

Hint

REVIEWING YOUR QUESTIONS BEFORE YOU FINISH YOUR TEST

Week 1 Letter to Begin and End a Word Test

1 2 3 4 5 6 7 8 9 10

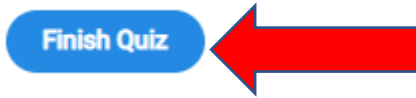
Current Review Answered

Review Question

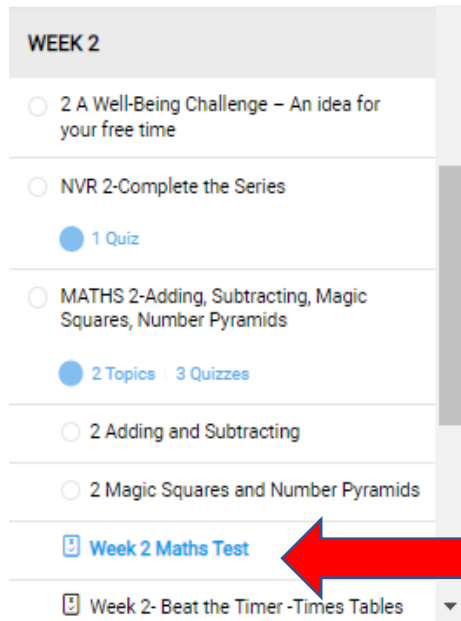
Quiz Summary



YOU CAN ONLY FINISH A TEST WHEN YOU PRESS THE FINISH QUIZ BUTTON



WHEN YOU FINISH A TEST IT WILL BE SHOWN IN BLUE



REVIEWING HOW MUCH OF THE COURSE YOU HAVE COMPLETED

PLEASE LOOK AT YOUR PROGRESS BAR (7% COMPLETE)

Home Study Masterclass for CEM 11 Plus Exam

The aim of this comprehensive course is to provide your child with a 20-week program for the CEM 11+ exam* to assist your child in getting a place in the school of their choice.

Each week consists of engaging exercises that develop their skills in the following 4 key areas: non-verbal reasoning, maths, English and life skills.

You can expect:

- A range of weekly homework ability tests- completed and automatical
- Notes on How to be an 11+ exam whizz to flourish on exam day
- Thorough guidance on the best books which your child should use to practise!



* GL Assessment exams will be added in the future



SUMMARY AND FINAL ADVICE

You may take a couple of weeks to get used to the platform.

The key is not to miss any tests.

You can avoid this by making a list of every lesson, topic and quiz in each week, before you start.

Then place a tick next to the lesson, topic or test when you have completed it.

We wish you the best of luck with your Home Study Masterclass for CEM 11 Plus Exam.

Best wishes,

Skyward Kids Life Skills